

WHAT MEDICAID BRINGS TO Idaho



The Commonwealth Fund



313,272
children and adults¹

are insured by Medicaid or CHIP. Those covered include parents, pregnant women, and people with disabilities.

CHILDREN COVERED²

34%

Children ages 0–18 in Idaho who were covered by Medicaid in 2023

ADULTS COVERED²

14%

Adults ages 19–64 in Idaho who were covered by Medicaid in 2023



Idaho received \$3 billion in federal support for Medicaid in 2023.

This accounted for 80% of total Medicaid spending in the state.³



Medicaid enrollment by the numbers

155,818

Children enrolled in Medicaid or CHIP¹

93,337

Adults enrolled because of ACA expansion⁴

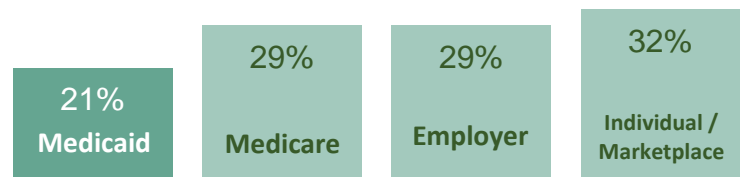
51,281

Dually eligible for Medicare and Medicaid⁵



Adults insured with Medicaid are least likely to report having medical debt

Adults ages 19–64 who were continuously insured and **reported having medical debt**, by insurance type, 2024⁷




Medicaid and CHIP are a critical source of coverage in rural parts of Idaho

Percent of **children** (ages 0–18) living in rural or metro areas covered by Medicaid or CHIP, 2023⁶

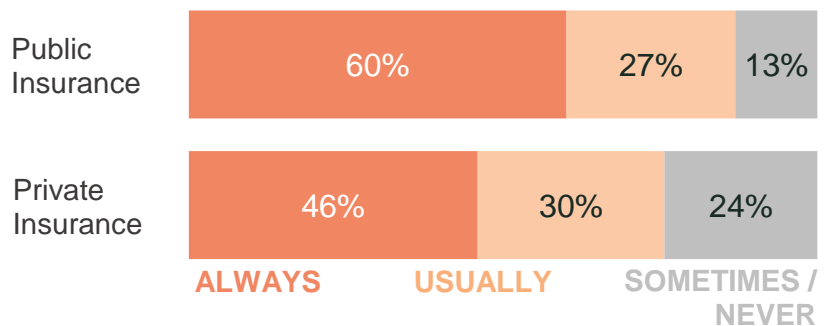


Percent of **adults** (ages 19–64) living in rural or metro areas covered by Medicaid, 2023⁶



Medicaid helps youth with mental and behavioral health needs access care

Youth ages 12–17 with a **mental health condition** whose insurance covered mental health services, 2022⁸



Public insurance = Medicaid, medical assistance, or any kind of government assistance plan for those with low incomes or a disability

Sources: 1. CMS, Medicaid and CHIP Enrollment Data Highlights, Sept. 2024. 2. Authors' analysis of 2023 ACS-PUMS. 3. KFF, Federal and State Share of Medicaid Spending, 2023. 4. CMS, Medicaid Enrollment Data Collected Through MBES, June 2024. 5. CMS, Medicare Monthly Enrollment, Sept. 2024. 6. Georgetown CCF, Medicaid's Role in Small Towns and Rural Areas, 2025. 7. Commonwealth Fund, Biennial Health Insurance Survey, 2024. 8. Authors' analysis of 2022 NSCH.